

# General Museum Visit

## A Social Story for Solo Adults

I am visiting the Canada Science and Technology Museum. There are many things to see and do inside.




# Entrance

I can enter the museum through the doors beneath the large video screen. The entrance will lead me to the admission desk. The museum staff will greet me there.




# Buying Tickets

I can buy a ticket at the admission desk. I may have to wait in line. This can be a loud place on busy days.




The staff at the admission desk will give me a map so I can find my way in the museum.



# Lockers and Cloakroom

The cloakroom and lockers are around the corner from the admission desk. I may hang my coat in the cloakroom. I may leave my bag in a locker for a fee (\$1 coin).




# Help

If I have a question, staff wearing a red shirt with a name tag can help me. They can help me find my way or explain something I see in the museum.



# Washrooms

I can find washrooms and water fountains near the admission desk. There are also washrooms in other places in the museum. I can use the map or follow the yellow signs to find them.



The hand dryers and flush toilets in the washrooms are noisy.





# Food and Drink

If I get hungry or thirsty, I may eat and drink in the Lounge or Café. These are the only places I will eat or drink. But I can also drink water at the water fountains.



I may buy food and drinks at the museum Café. This may be a crowded and noisy place when the museum is busy.



# Exhibitions

There are many exhibitions in the museum to choose from. I can visit them in any order. I might not see everything today.

The exhibitions change, so if I have been here before, I might not see all the things that I saw then.



I will also see many objects behind glass or barriers. These are called artifacts. I will help preserve these artifacts by observing them only with my eyes, and keeping my hands to myself.




# Viewing Gallery

Almost all the things to see are on the main floor. If I want to see the museum from above, I can go upstairs to the Viewing Gallery. This space is quieter. To get there, I can ride up the elevator or walk up the stairs.




# Sound and Volume Levels

Many of the exhibits make noise. On busy days, the crowds make the museum a loud place. If it gets too noisy for me, I can ask at the admission desk to borrow headphones.




I can find a quiet place:

- at the benches outside the *Exploratek*
- in the hallway behind *ZOOM*
- on the Viewing Gallery upstairs



# Lighting

The light levels vary in the different exhibitions. Some spaces are bright, while others are darker.





Some of the exhibits have flashing lights. I might be surprised by these light effects.



# Touching

Many exhibits in the museum allow me to touch and operate things.



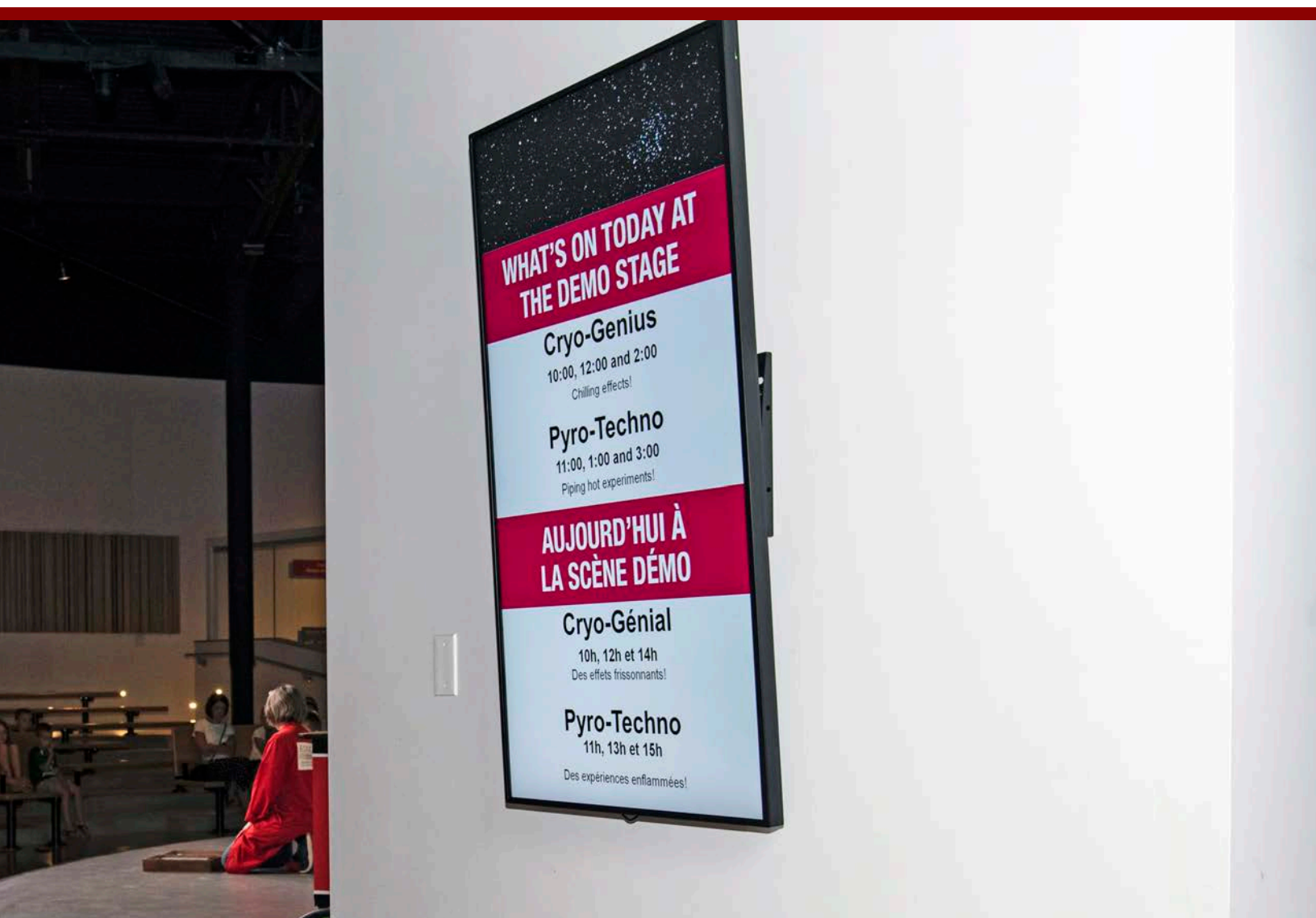
# Emergency Doors

Some doors have a sign that says Emergency Exit. Above them is a green drawing of a person running. I will only open one of those doors if I hear an alarm, see lights flashing above these doors, or hear a staff tell me to use that door.



# Demo Stage

At the Demo Stage, I can watch staff do special scientific demonstrations. An information screen outside the space tells me the topics and times of the shows. I may watch different shows throughout the day.



During the Cryo-Genius demo, fog from the dry ice drifts into the first few rows of the audience. This fog is not dangerous. If I am afraid of it, I can sit near the back. I can leave the show at any time.



During the show, I must stay in my seat unless I need to leave.



# Exploratek

In the *Exploratek*, I can have fun creating and building things with a variety of materials. This space can be loud and busy. I can ask the staff about the activity of the day and decide if it is something I want to do. I can leave the *Exploratek* whenever I want to.



There are lots of equipment and materials here. I must listen to the staff's instructions before I touch anything.






# Seating

If I need a break, I can sit on one of the benches I can find throughout the museum or in the Lounge or Café.



# Boutique

I may visit the museum's boutique to buy a souvenir of my visit.



# Exit


When I am ready to leave the museum, I will get any belongings I left in the cloakroom or a locker.



I will leave the museum through the door I used when I arrived.



I had fun today at the museum. I hope to come back soon!



# Contact

## Ingenium

P.O. Box 9724, Station T  
Ottawa, Ontario, Canada, K1G 5A3

**Phone:** 613-991-3044

**Toll-Free:** 1-866-442-4416

**Fax:** 613-993-7923

**Email:** [contact@IngeniumCanada.org](mailto:contact@IngeniumCanada.org)

**Website:** [IngeniumCanada.org](http://IngeniumCanada.org)



[IngeniumCanada.org](http://IngeniumCanada.org)